

# Sensation

**SENSATION**  
THIS ENGINE EQUIPPED WITH  
• EXHAUST VALVE ROTATOR  
SPECIALLY BUILT FOR  
THE SENSATION CORPORATION  
OMAHA, NEBRASKA 68110  
\* PROVIDES LONGER TROUBLE-FREE  
VALVE LIFE

## Commercial

**The ultimate choice  
in lawn care equipment...**



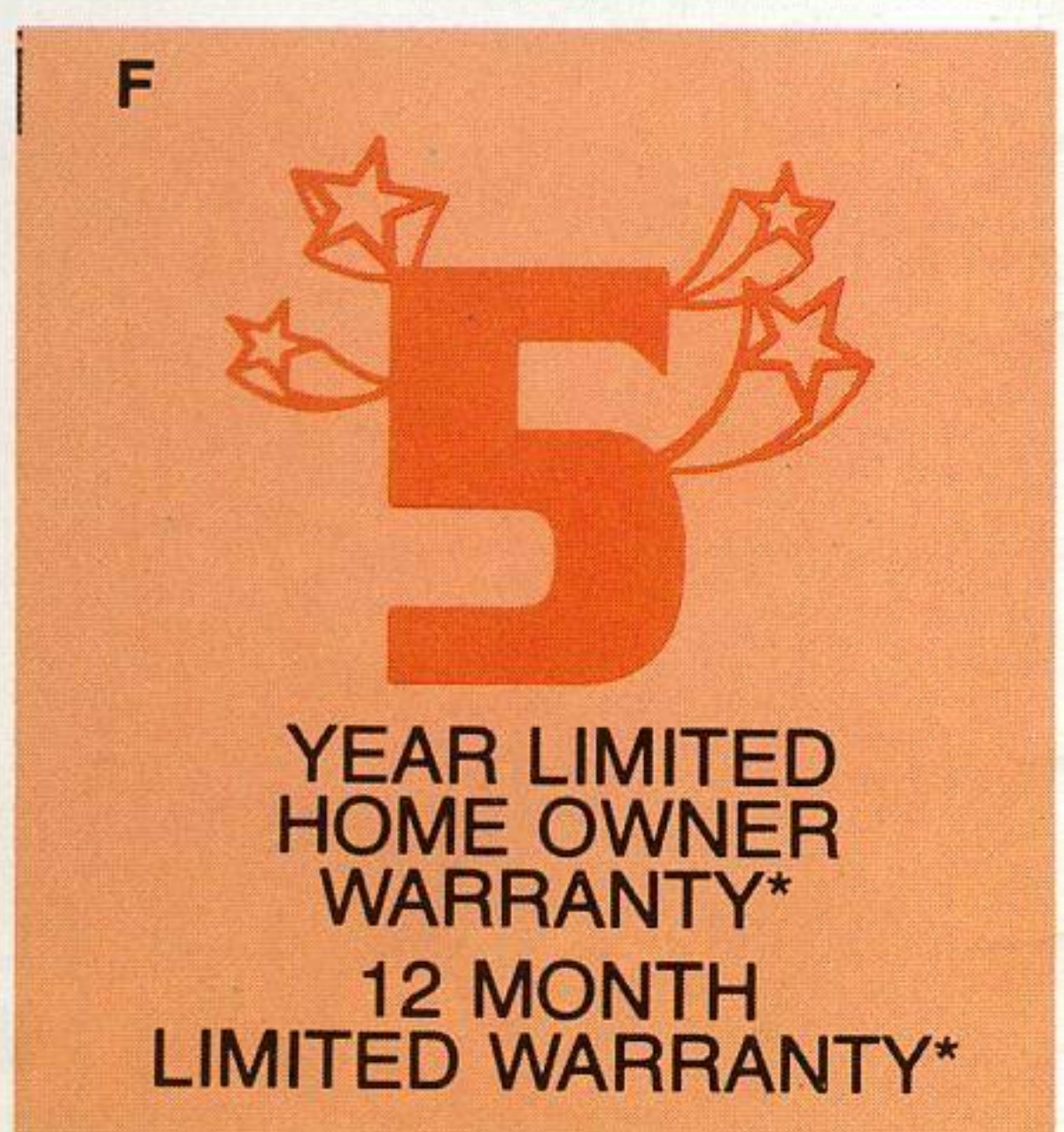









Equipment for commercial, professional and industrial use and for homeowners who demand the best . . . Engineered to give outstanding service year after year.

Sensation has the most to offer the professional who depends on consistent performance and long-lived ruggedness. Sensation remains the Number One Choice by providing equipment tough enough to meet demanding day-in and day-out use. And here's why:

- A. **High Strength, Rust Proof Mag-Aluminum Alloy Cast Decks** provide a solid, tough shell that dares to be compared for durability against any other mower on the market.
- B. **Mowing and Bagging Wet or Dry Grass** with Sensation is made possible due to the patented air-lift blade and balanced flywheel which provide improved discharge to prevent clogging. **The Specially Designed Anti-Bend Crankshaft Protector** acts as an extra support to practically eliminate crankshaft bending.
- C. **Exclusive Valve Rotator Extends Engine Life** on 3.5, 4.0 and 5.0 IC HP Briggs & Stratton engines. The mowers with these engines receive more power immediately which reduces strain and extends the engine's valve life.
- D. **Wheels are Heavy Gauge Steel** with replaceable, extended inner-race ball bearings. Rugged work requires the quality wheels Sensation uses on its entire line.
- E. **Model 3XCD Easy On/Off Chute Deflector** is included with all mowers. Remove it easily and quickly without tools. Simple wing nut holds the slotted shield on until you want to use one of Sensation's grass catchers.
- F. **5 YEAR LIMITED WARRANTY\***  
The Sensation Corporation offers a 5 year limited homeowner warranty on each new 14", 19" and 21" walk behind and 21" Self-propelled mower for the original retail purchaser who buys it for home use. A 12-month limited warranty is available to commercial users. Contact The Sensation Corporation for details.



# Mows and Bags Wet or Dry Grass Without Clogging!



All Sensation mowers are available with the Outdoor Power Equipment Institute seal signifying their meeting or exceeding ANSI B71.1 — 1980 safety standards.



# 21S4-1

## 21" Commercial Self-Propelled Mower



This 21" Heavy-duty, self-propelled mower is engineered for the longest running life possible and the lowest maintenance cost to give the most years of dependable service of any mower on the market. Mows, vacuum cleans and bags the toughest grass, wet or dry, in one operation. Features adjustable ground speed.

### ENGINE SPECIFICATIONS

ENGINE .....	Special 4-cycle Briggs & Stratton with EXHAUST VALVE ROTATOR. 4.0 HP model with side power take off.
STARTER .....	Start, run, idle, on one control. Mounted on engine. Recoil Starter.

### MOWER SPECIFICATIONS

CUTTING DECK .....	High-strength rust proof mag-aluminum alloy casting, protective shield between rear wheels, steel chute deflector and chute door.
CRANKSHAFT PROTECTOR .....	Die cast aluminum anti-bend crankshaft protector.
BLADE .....	Welded tip air-lift blade with balanced flywheel to control air movement.
WIDTH OF CUT .....	21" inches
HEIGHT OF CUT .....	1" to 3" in 1/4" increments — 9 position height adjustment.
CONTROLS .....	Finger tip clutch control lever mounted on handle.
HANDLE .....	2-piece extra heavy duty handle packed with mower in carton.
HEIGHT ADJUSTERS .....	"Quick Adjust" Model 3XHA
NET WEIGHT .....	94 lbs.

### ACCESSORIES AVAILABLE

GRASS CATCHER .....	Model 90S9	REMOTE AIR CLEANER .....	Model 3XAC
5 QT. GAS TANK .....	Model 3XGT	DECK SIDE WEAR PLATE .....	Model 3XWP



# 11L4-3

## Commercial 21" Walk Behind Mower

Just one of four great 21", 4-cycle engine mowers, the standards of the industry. Power enough to mow and bag wet or dry grass. Optional rear mounted catcher Model 90J9 allows free and clear mowing on all sides in narrow areas and around obstacles.



Grass  
Catcher  
Optional

## 11L5-8

5 HP  
Industrial/  
Commercial  
engine

### ENGINE SPECIFICATIONS

	11L3-2	11L4-3	11L5-6	11L5-8 (I/C Eng.)
3.5 HP Briggs & Stratton .....	X			
4.0 HP Briggs & Stratton .....		X		
5.0 HP Briggs & Stratton .....			X	X
Exhaust valve rotator .....	X	X		X
Cast iron cylinder sleeve .....				X

### MOWER SPECIFICATIONS

<b>CUTTING DECK</b> .....	High strength rust proof mag-aluminum alloy casting, protective shield between rear wheels, steel chute deflector.			
<b>CRANKSHAFT PROTECTOR</b> .....	Die cast aluminum anti-bend crankshaft protector.			
<b>BLADE</b> .....	Welded tip — non clog suction lift with balanced flywheel.			
<b>WIDTH OF CUT</b> .....	21" Nominal.			
<b>HEIGHT OF CUT</b> .....	1" to 3" (bolt on wheel) in 1/4" increments, 9 position adjustment.			
<b>HANDLE</b> .....	7/8" O.D. steel tubing x 16 ga. upper, 14 ga. lower, in separate halves with two position handle height adjustment, rigid mount.			
<b>WHEELS</b> .....	Heavy gauge 8" and 10" steel wheels which have replaceable, heavy-duty shielded ball bearings with extended inner race. Easy wheeling, semi-pneumatic tires.			
<b>NET WEIGHT OF MOWERS</b> .....	70 lbs.	71 lbs.	80 lbs.	80 lbs.

### ACCESSORIES AVAILABLE

<b>GRASS CATCHER</b> .....	Model 90J9
<b>HEIGHT ADJUSTERS</b> .....	"Quick Adjust" Model 3XHA
<b>DECK SIDE WEAR PLATE</b> .....	Model 3XWP
<b>BLADE SLIP CLUTCH</b> .....	Model 3XSC

<b>5 QUART GAS TANK</b> .....	Model 3XGT
<b>REMOTE AIR CLEANER</b> .....	Model 3XAC
<b>GYRO SAFETY BLADE</b> .....	Model 3XGB
<b>FORMED AIR LIFT BLADE</b> .....	P/N 123-106



# NEW

## 11L2-0

### Commercial 2-Cycle Mower

The newest mower for '81 from the name that means quality — SENSATION. Powerful, heavy duty 4.3 HP Kawasaki engine has fewer moving engine parts for less maintenance, starts easier and features positive engine lubrication for mowing slopes.



#### ENGINE SPECIFICATIONS

ENGINE ..... 4.3 HP Kawasaki 2-cycle  
GAS TANK CAPACITY ..... 5 quarts  
CYLINDER LINER ..... Cast iron sleeve

#### MOWER SPECIFICATIONS

CUTTING DECK ..... High strength, rust proof mag-aluminum alloy casting, protective shield between rear wheels, steel chute deflector.  
CRANKSHAFT PROTECTOR ..... Die cast aluminum anti-bend crankshaft protector.  
BLADE ..... Welded tip — non clog suction lift with balanced flywheel.  
WIDTH OF CUT ..... 21" Nominal  
HEIGHT OF CUT ..... 1" to 3" (bolt on wheel) in 1/4" increments, 9 position adjustment.  
HANDLE ..... 7/8" O.D. steel tubing x 16 ga. upper, 14 ga. lower, in separate halves with two position handle height adjustment.  
WHEELS ..... 18 ga. steel wheels which have replaceable, greaseable heavy duty shielded ball bearings with extended inner race. 8" and 10" semi-pneumatic tires.  
NET WEIGHT OF MOWER ..... 88 lbs.

#### ACCESSORIES AVAILABLE

GRASS CATCHER ..... Model 90J9  
HEIGHT ADJUSTERS ..... "Quick Adjust" Model 3XHA

DECK SIDE WEAR PLATE ..... Model 3XWP  
BLADE SLIP CLUTCH ..... Model 3XSC



# 19L4-0

19" Commercial  
Walk-Behind  
Mower

# 14L2-2

14" Commercial "Trim-er"

All the professional features of the 21" size mowers — only smaller. Compact design with a removable, swing-over handle makes it ideal for rental yards. This 4-cycle, 19" mower provides the power to mow the toughest grasses, wet or dry, without clogging.



For the neat, close manicure that's the mark of the pro, this compact 14", 4-cycle mower is perfect. Ideal for parks, botanical gardens, cemeteries, intricate landscaping and grounds keeping. Durable, yet lightweight and maneuverable.

## ENGINE SPECIFICATIONS

	19L4-0	14L2-2
3.0 HP Briggs & Stratton .....		X
4.0 HP Briggs & Stratton .....	X	
Exhaust Valve Rotator .....	X	

## MOWER SPECIFICATIONS

CUTTING DECK .....	High strength rust proof mag-aluminum alloy casting, protective shield between rear wheels, steel chute deflector.
CRANKSHAFT PROTECTOR .....	Die cast aluminum anti-bend crankshaft protector (19L4-0 only).
BLADE .....	Formed air-lift with balanced flywheel. (19L4-0 only).
WIDTH OF CUT .....	19L4-0 — 19" Nominal 14L2-2 — 14" Nominal
HEIGHT OF CUT .....	1" to 3" (bolt on wheels) in 1/4" increments, 9 position adjustment (19L4-0). 1 1/4" to 3 1/4" (bolt on wheels) in 1/2" increments, 4 position adjustment (14L2-2).
HANDLE .....	7/8" O.D. steel tubing x 16 ga. upper, 14 ga. lower, in separate halves with two position handle height adjustment. Easy snap-on and swing-over handle for mowing or trimming in both directions. (19L4-0 only).
WHEELS .....	Heavy gauge 8" steel wheels which have greaseable, replaceable heavy duty shielded ball bearings with extended inner race (19L4-0). Mag-style aluminum alloy wheels which have greaseable, replaceable shielded ball bearings with extended inner-race (14L2-2).
NET WEIGHT OF MOWERS .....	19L4-0 — 70 lbs., 14L2-2 — 43 lbs.

## ACCESSORIES AVAILABLE

	19L4-0	14L2-2
Grass Catcher Models 90A9 & 90B9-6 .....	X	
"Quick Adjust" Height Adjusters Model 3XHA .....	X	
Deck Side Wear Plate Model 3XWP .....	X	
Blade Slip Clutch Model 3XSC .....	X	
5 quart Gas Tank Model 3XGT .....	X	
Remote Air Cleaner Model 3XAC .....	X	X
Gyro Safety Blade Model 3XGB .....	X	
Welded Tip Airlift Blade P/N 123-102 .....	X	
Grease Gun Model 3XGG .....	X	X
Welded Tip Airlift Blade P/N 123-112 .....		X



# 19G3-3

**19" Walk-Behind Mower  
With Removable, Swing-over Handle**

# 11G3-4

**21" Walk-Behind Mower  
With Removable, Swing-over Handle**

Peak performance for the homeowner who wants proven results when cutting and bagging the toughest grasses. Professional features in an easy to operate, long-life mower make Sensation the homeowner's pride and joy machine. All steel and screen catcher packs full and has double the capacity of the average cloth bag. Exclusive swing-over handle lets you push in either direction.



**Grass  
Catcher  
Optional**

## ENGINE SPECIFICATIONS

	11G3-4	11G4-4	11G5-8	19G3-3
3.5 HP, 4-Cycle Briggs & Stratton .....	X			X
4.0 HP, 4-Cycle Briggs & Stratton .....		X		
5.0 HP, 4-Cycle Briggs & Stratton .....			X	
Exhaust Valve Rotator .....	X	X		X

## MOWER SPECIFICATIONS

**CUTTING DECK** of high strength rust proof mag-aluminum alloy casting, protective shield between rear wheels, steel chute deflector .....

**CRANKSHAFT PROTECTOR** Die cast aluminum anti-bend .....

**WELDED TIP BLADE** — non clog suction lift with balanced flywheel .....

**FORMED AIR LIFT BLADE** with balanced flywheel .....

**WIDTH OF CUT 21"** .....

**WIDTH OF CUT 19"** .....

**HEIGHT OF CUT 1"-3"** in 1/4" increments, 9 position adjustment .....

**HANDLE** is 7/8" O.D. steel tubing x 16 ga. upper, 14 ga. lower, in separate halves with snap-on, swing-over feature .....

**WHEELS** are mag-style, aluminum alloy which have greaseable, replaceable heavy duty shielded ball bearings with extended inner race .....

**NET WEIGHT OF MOWERS** (lbs.) .....

X	X	X	X
X	X	X	X
X	X	X	
X			X
X	X	X	
X	X	X	X
X	X	X	X
X	X	X	X
67	68	77	63

## ACCESSORIES AVAILABLE

Grass Catcher Model 90A9 & 90B9-6 .....

"Quick Adjust" Height Adjusters Model 3XHA .....

Deck Side Wear Plate Model 3XWP .....

Blade Slip Clutch Model 3XSC .....

5 Quart Gas Tank Model 3XGT .....

Remote Air Cleaner Model 3XAC .....

Gyro Safety Blade Model 3XGB .....

Formed Air Lift Blade P/N 123-106 .....

Welded Tip Air Lift Blade P/N 123-102 .....

X	X	X	X
X	X	X	X
X	X	X	X
X	X	X	X
X	X	X	X
X	X	X	X
X	X	X	X
X	X	X	X
			X



# The Hi Wheelers

Put power into your big jobs and cut the work down to size. These 24" weed & grass mowers are ideal for parks, large fields & athletic grounds, taming weeds and cutting wild grasslands, or for grass along highways and byways.

## 24S5-9

24" Self-Propelled Mower



Self-propelled models powerful enough to pull optional riding sulky accessory.

### ENGINE SPECIFICATIONS

	24S5-9	14W5-3	24S5-11
5.0 HP, 4-cycle Briggs & Stratton .....	X	X	X
Exhaust Valve Rotator .....			X
Cast Iron Cylinder Sleeve .....			X
2 Quart Gas Tank Capacity .....	X	X	X

### MOWER SPECIFICATIONS

CUTTING DECK 13 gauge steel with protective shield between rear wheels .....	X	X	X
FRAME 14 gauge square steel tube .....	X	X	X
FORMED AIR LIFT BLADE .....	X	X	X
WIDTH OF CUT 24" Nominal .....	X	X	X
HEIGHT OF CUT 1½" to 3" — 4 position adjustment .....	X	X	X
HANDLE is 7/8" O.D. x 16 ga. with 16 ga. brace to frame .....	X	X	X
WHEELS 20 gauge steel front with semi-pneumatic tires .....	X	X	X
SPOKES (16) 1/4" spokes and 20" heavy duty pneumatic tire and tube with rim liner .....	X		X
SPOKES (20) 3/16" on 18 gauge steel rim rear wheel and 20" semi-pneumatic tire .....		X	
NET WEIGHT OF MOWER (lbs.) .....	165	131	165





# 14W5-3

24" Push Mower

# \*24S5-11

24" Self-Propelled Mower  
With I/C Engine,  
Dual Controls

\* Available only on  
special order,  
see page 10.

## DRIVE TRAIN SPECIFICATIONS (24S5-9 & 24S5-11 self-propelled models only.)

TYPE .....	Rear Wheel
GROUND SPEED .....	1.3, 2.0, 2.9 mph forward 1.5 mph reverse
WHEEL DRIVE .....	Tight/Slack V-belt operated by dead man lever on handle. (Dual levers on 24S5-11)
BLADE CLUTCH .....	Tight/Slack V-belt operated by lever.

## ACCESSORIES AVAILABLE

	24S5-9	14W5-3	24S5-11
5 Quart Gas Tank Model 3XGT .....	X	X	X
Remote Air Cleaner Model 3XAC .....	X	X	X
Riding Sulky Model 3XSU .....	X		X



# THE NO. 1 CHOICE AGAIN...

for the homeowner that wants the best.

Choosy users, commercial or residential, find Sensation fills their needs. All are backed by our five year limited warranty for home use.



## 19L4

The 19L4 is a 19" mower with all of Sensation's standard features. Includes removable, swing-over handle for easy transport and storage. See page 6 for details.

## 11J3

The 11J3 is a 21", 3.5 HP mower with the same exceptional features as the 11G3 (see page 7) plus: stationary rear handle, height adjusters and grass catcher as standard equipment.

## 11L4

The 11L4 is the standard 21" mower by which all others are judged. Large capacity grass catcher and powerful 4 HP Briggs & Stratton engine allows mowing and bagging of wet or dry grass without clogging. See page 4 for details.

## 21S4

The 21S4 is top-of-the-line quality in a 21", self-propelled, 4 HP mower. For details, see page 3.



## \*63P5

### Commercial Blower

A high velocity stream of directed air places leaves, clippings, litter in just the spot you want. Nothing is scattered, it's all in windrows or piles, easy to pick up and pack-up.



#### ENGINE SPECIFICATIONS

5.0 HP, 4-cycle Briggs & Stratton  
GAS TANK CAPACITY  
3 Quarts

#### BLOWER SPECIFICATIONS

HOUSING  
14 gauge welded steel construction.

#### IMPELLER BLADE

13" balanced, welded construction, four blade design.

#### AIR DISPLACEMENT & VELOCITY

Approximately 2000 CFM. @ 150 mph.

#### HANDLE

7/8" O.D. steel tubing x 16 ga. 2-piece upper, 16 ga. 1-piece lower with reinforcement brace to engine.

#### WHEELS

Nylon front with 5" semi-pneumatic tire. 16 ga. steel rear with replaceable, shielded ball bearings and pneumatic, replaceable tires & tubes.

#### NET WEIGHT OF BLOWER

90 lbs.

#### ACCESSORIES AVAILABLE

##### INTAKE HOSE KIT

Model 20371 Standard — Model 20372 Heavy Duty.

##### DISCHARGE HOSE KIT

Model 20306 Standard — Model 20338 Heavy Duty

##### BAGGING KIT

Model 20585

##### INTAKE HOSE AND BAGGING COMBINATION KIT

Model 20304 Standard — Model 20305 Heavy Duty

##### TRANSITION KIT (Less Hose & Bags)

Model 20585

##### BAGS — DISPOSABLE PLASTIC

Pkg. 4 each — P/N 40336 Pkg. 40 each — P/N 20337

##### REUSEABLE VINYL

P/N 40606

## 10R5-0

### Power Raker



Removes thatch allowing moisture into grass root areas. Aids in controlling fungus, insect infestations and allows more effective fertilization.



28 Rake Fingers

## 10A5-0

### Power Aerator-Slicer



Hard surface soil is eliminated. Slices, thins and aerates all types of turf. Great for surface preparation in renovating an old lawn. Allows moisture and fertilizer to reach grass roots.



20 Aerator Knives

#### ENGINE SPECIFICATIONS

ENGINE ..... 5.0 HP, 4-cycle Briggs & Stratton  
GAS TANK CAPACITY ..... 3 Quarts

#### RAKE/AERATOR SPECIFICATIONS

HOUSING ..... 12 gauge formed steel plate, welded construction with protective shield between rear wheels.  
WIDTH ..... 20"  
HEIGHT ADJUSTMENT ..... Single lever adjuster on front wheels, 8 position adjustment.  
HANDLE ..... 7/8" O.D. steel tubing x 16 ga. upper, and 16 ga. 2-piece lower.  
WHEELS ..... 16 gauge steel with replaceable, shielded ball bearings, 8" front and 10" rear semi-pneumatic tires.  
NET WEIGHT OF RAKE ..... 10R5-0 — 125 lbs., 10A5-0 — 130 lbs.

#### ACCESSORIES AVAILABLE

##### SLICER-AERATOR

ASSEMBLY ..... Model 3XSA

RAKING ASSEMBLY ..... Model 3XRA



L. Boy 800 526-6937

# The ultimate grass catcher... just got better

No hog rings on  
rear door of rear  
emptying catchers.  
(90J9 illustrated)

90J9

90B9

90S9

90A9



Rear mounted catcher, rear emptying. Fits only 21", 11L series mowers. (See page 4 for catcher mounted on 11L4-3.)



Side mounted catcher, rear emptying. Fits all 11G, 19G & 19L walk-behind mowers. (See page 7 for catcher mounted on 11G3-3.)



Jumbo capacity rear mounted catcher, rear emptying. Fits only 21S4 self-propelled mower. (See page 3.)




Side mounted catcher, front emptying. Fits all 11G, 19G & 19L walk-behind mowers.




Sensation grass catchers meet or exceed current ANSI B71.1 — 1980 standards set by the Outdoor Power Equipment Institute.


## Sensation Accessories




(A) **3XAC**  
Optional handle mounted air filter kit removes air cleaner from dirt zone. Improves performance and provides cleaner operation to keep mower's engine running at its peak for longer periods.




(C) **3XSC**  
Blade slip clutch. Specially designed clutch allows blade to slip on impact to extend blade adaptor life.



(D) **3XHA**  
"Quick Adjust" height adjusters. These heavy duty, spring tension height adjusters allow quick cutting height changes. Made of 11 gauge steel to stand up to commercial use. Adaptable to most Sensation mowers already in use.



(E) **3XWP**  
Deck side wear plate. Extend deck life with this specially designed protector. Reduces wear on deck due to constant abrasion against concrete curbs, walks, etc.



(B) **3XGT**  
Optional auxiliary 5 quart gas tank adds up to 4 hours mowing time. Reduce stops for gas filling with this kit that includes mounting bracket and heavy duty gas line.



MADE IN U.S.A.

3601 North 16th Street, Omaha, Nebraska, 68110 U.S.A. (402) 345-3884

The Sensation Corporation reserves the right to incorporate changes in design without notice or obligation to make changes on units previously sold. Continual progress is a tradition with Sensation.